

Magna Force

High Performance Model Railroading DCC Power Supply recommended for Digitrax, Lenz, NCE, and other DCC systems. Outperforms all other comparable models in power, safety, and features!

Model No. MF615
DCC Power Supply: Class 2 SELV Transformer
Input: 120VAC 60Hz • Output: 15VAC, 5* Amps

*Actual performance exceeds this. See enclosed data sheet.

Features:

- 16 AWG 3-wire Input/Output
- Impact Resistant Enclosure
- Lighted Input Rocker Switch
- Stable Output Voltage

INSTALLATION INSTRUCTIONS

1. Please read the following instructions before proceeding.
2. Do not plug unit into AC wall outlet until initial installation is completed.
3. Tools required: screwdriver, wire strippers.
4. The 3-wire output of the Magna Force connects to your DCC system as follows:
 - The center conductor is a ground wire, and can be connected to the chassis of your DCC system or DCC system ground.
 - The outer conductors, 15 V AC, are connected to the inputs of your DCC system. See connection diagrams - figure (1) for Digitrax, figure (2) for Lenz, and figure (3) for NCE.
 - **Green** denotes ground wire, actual wire may be another color.

120 V AC Power
Source (Wall Plug)



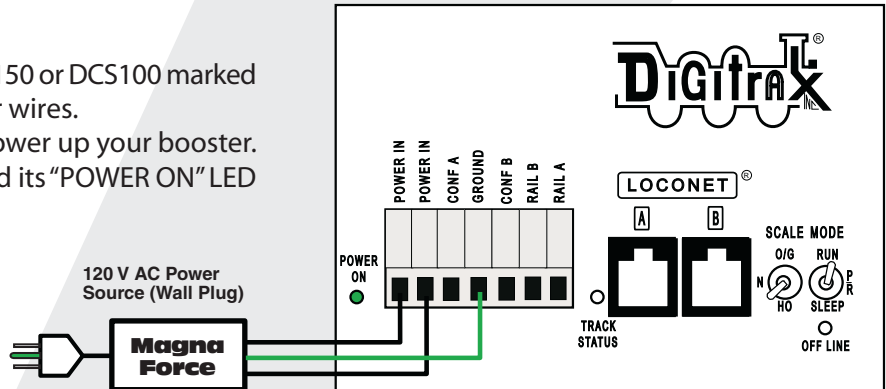
Your Magna Force MF615 is protected from shorting or overload. If you experience a power supply overload, the unit will shut down with no output power. Please turn off the power supply and allow about a minute for the MF615 to reset.

CAUTION: Electronic unit, not a toy. NOT to be used by children under 12 years of age. No serviceable parts - DO NOT DISASSEMBLE.

CONNECTION DIAGRAMS

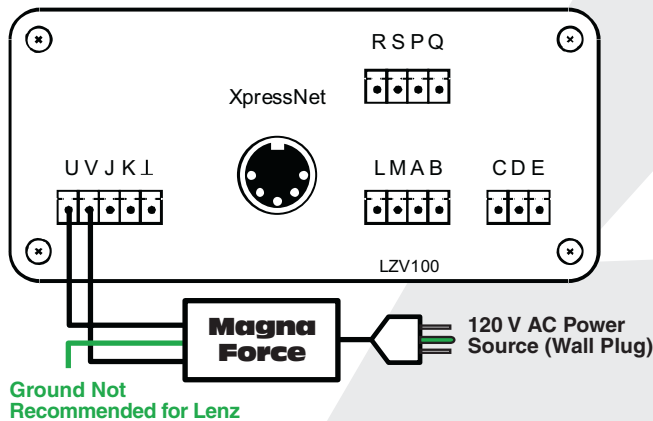
DIGITRAX

1. Connect the two terminals on the DB150 or DCS100 marked POWER IN to the Magna Force outer wires.
2. Plug in the MF615 and turn on to power up your booster.
3. DCS100 or DB150 will beep once and its "POWER ON" LED will come on.



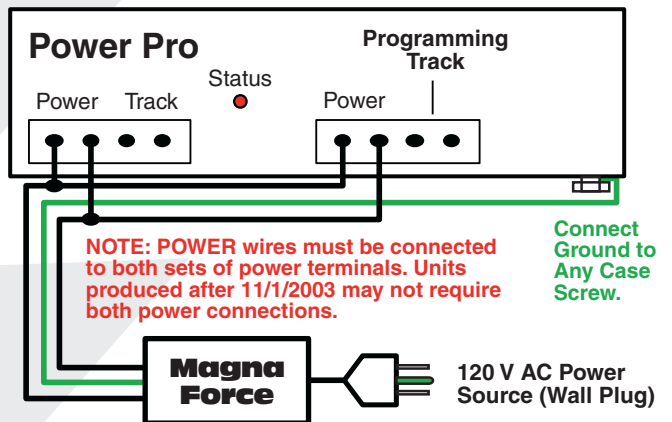
LENZ

For a quick start, connect terminals U and V of the LZV100 to Magna Force.



NCE

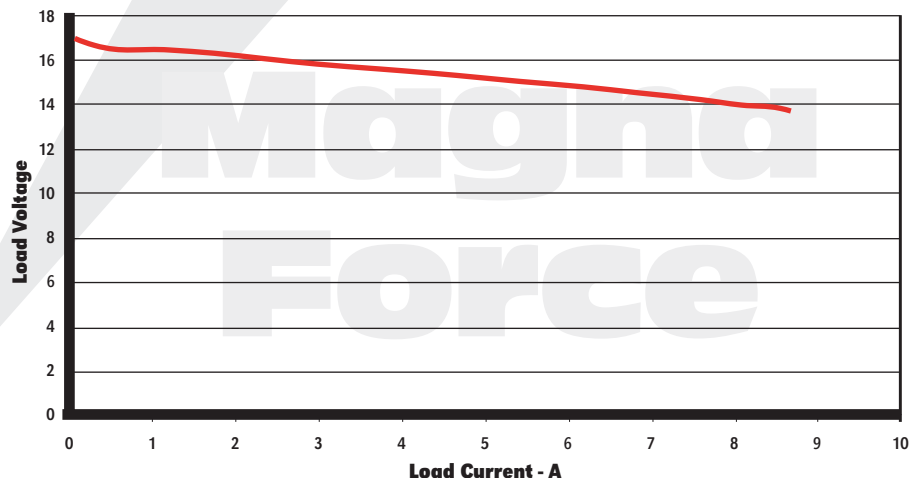
Connect Magna Force to both sets of power terminals on the Powerhouse as shown.



LOAD PERFORMANCE

Magna Force MF615

— Output Voltage



CAUTION: Electronic unit, not a toy. NOT to be used by children under 12 years of age. No serviceable parts - DO NOT DISASSEMBLE.

MagnaForce

Model No. MF615

High Performance Model Railroading DCC Power Supply
recommended for Digitrax, Lenz, NCE, and other DCC systems.
Outperforms all other comparable models in power, safety, and features!



Features:

- 6 A, 15 VAC Output, Input 120 VAC.
- Circuit breaker protection on the output.
- Grounded, 16AWG, fail-safe 3-wire input and output.
- Illuminated rocker power switch.
- Sealed unit - impact resistant enclosure.



With Digitrax.



With Lenz.



With NCE Corp.

DCC SPECIALTIES .COM
Traverse City, MI 49684 • 800-671-0641

Model No. MF615

DCC SPECIALTIES .COM
Traverse City, MI 49684 • 800-671-0641

DCC Power Supply: Class 2 SELV Transformer
Input: 120VAC 60Hz • Output: 15VAC, 5* Amps

*Actual performance exceeds this. See enclosed data sheet.

FOR MORE INFORMATION PLEASE VISIT

<http://www.tonystrains.com>